

How to apply for your Indonesian eVOA (Electronic Visa on Arrival)

**The instructions below are for a Visa B1 which is ONLY for a 30 day stay. If you are intending to stay longer in Indonesia, you will need to select Tourism Single Entry Visitor Visa – 60 days**

**Your eVOA is valid for use within 90 days from the approval date.**

Please note this is a Sample only.

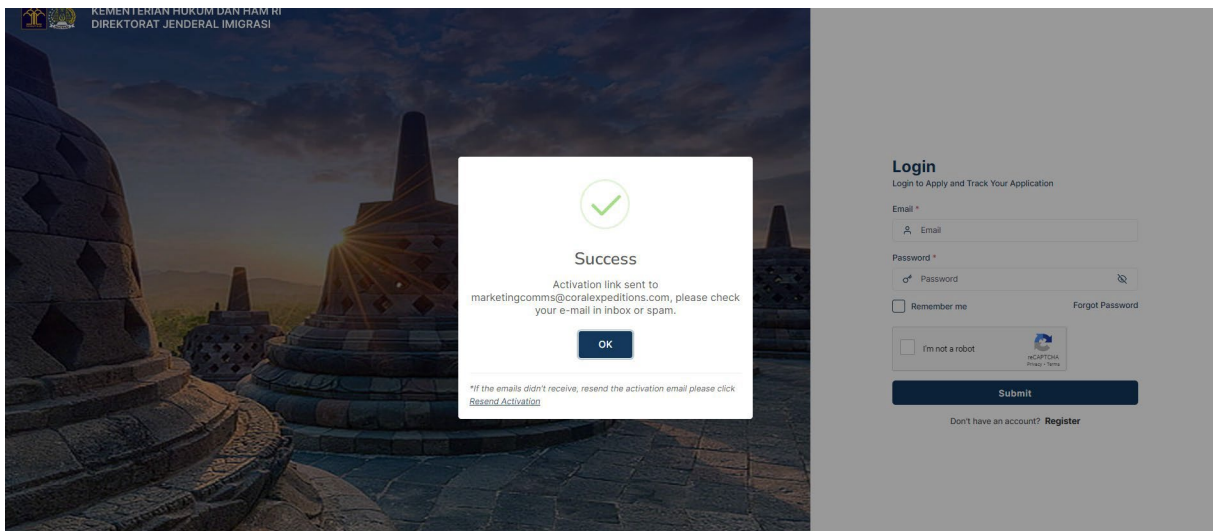
Step 1 – Go to <https://molina.imigrasi.go.id> and register your details (if you are a couple, please use separate email addresses).

Step 2: Fill in your details as per example below

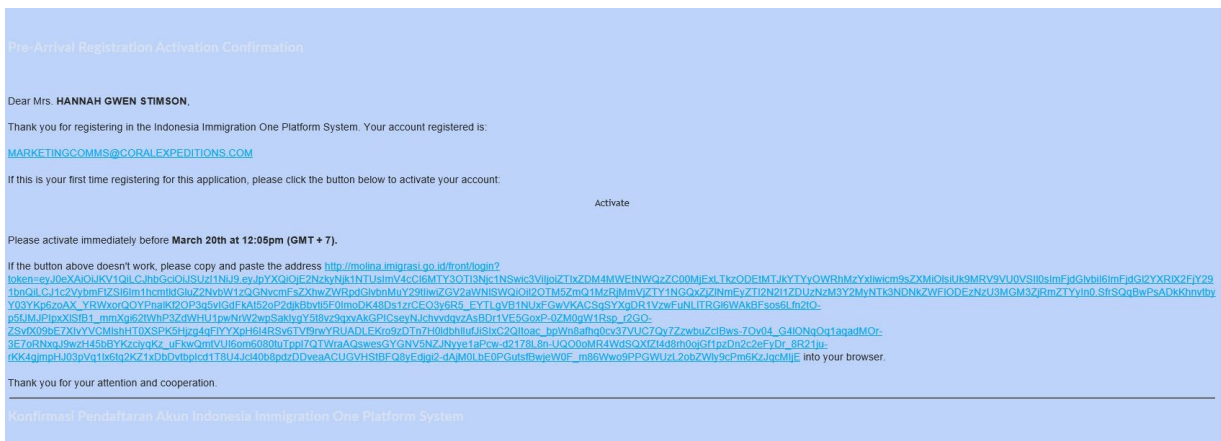
The screenshot shows the 'Register' page on the website 'molina.imigrasi.go.id'. The page title is 'Register' and it includes a note: 'Fill out the form to register an account. Please note that all account will be verified by the Directorate General of Immigration, Ministry of Law and Human Rights of The Republic of Indonesia.' The form is divided into two main sections: 'Personal Information' and 'Passport Information'.  
**Personal Information:**  
- Full name: JANE SMITH  
- Sex: FEMALE (selected)  
- Place of Birth: SYDNEY  
- Date of Birth: 22/12/1992  
- Phone Number: +61 7404099049  
- Photo: A placeholder image with an 'Upload' button.  
**Passport Information:**  
- Passport No.: P6631583  
- Nationality: AUSTRALIA  
- Date of Issue: 29/11/2016  
- Date of Expiry: 29/11/2026  
- Issuing Office: AUSTRALIA  
- Biography (Passport Page): A placeholder image with an 'Upload' button.

Step 3: Click submit and you will receive email confirmation – Please check spam or your inbox folder. You will receive email confirmation immediately.

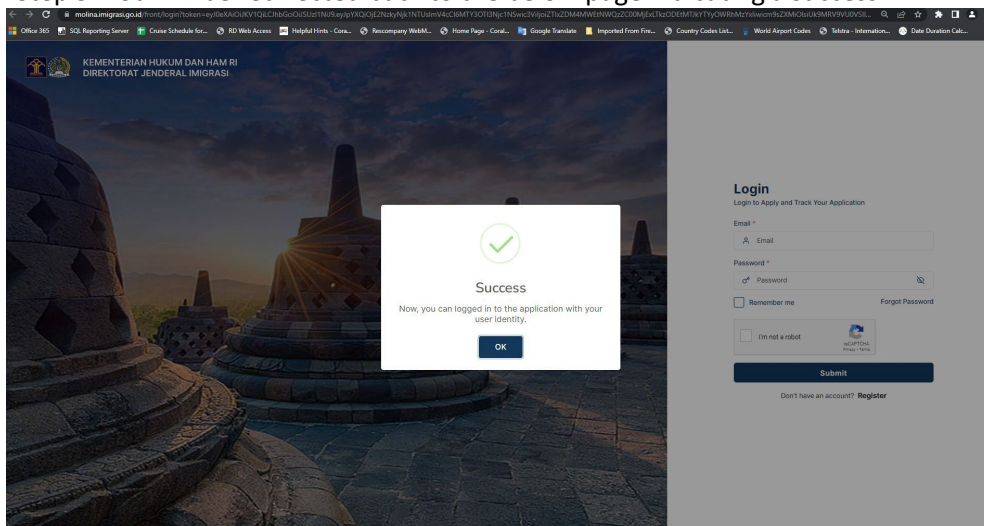
The screenshot shows the 'Account Information' section of the registration process. It includes the following fields:  
- Email: marketingcomms@coralexpeditions.com (with a note 'Email available')  
- Password: A masked field with a toggle icon.  
- Confirm Password: A masked field with a toggle icon.  
At the bottom, there are two buttons: 'Submit' and 'Back'.




Step 4: Open the email received and click "Activate"



Step 5: You will be redirected back to the below page indicating a success



Step 6: Please re-log in, Click on “I am not a Robot” and click submit.



KEMENTERIAN HUKUM DAN HAM RI  
DIREKTORAT JENDERAL IMIGRASI

### Login

Login to Apply and Track Your Application

Email \*

marketingcomms@coratexpeditions.com

Password \*

Remember me  Forgot Password

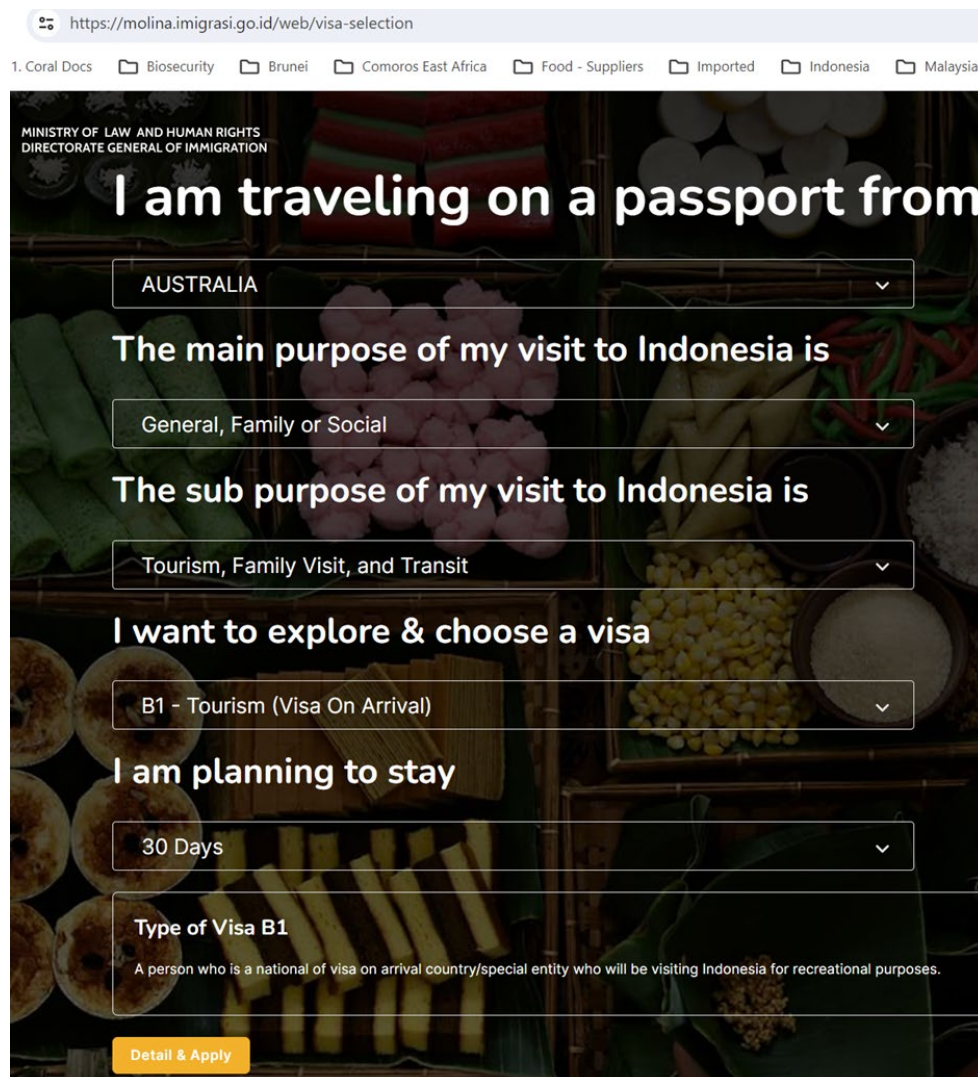
I'm not a robot

Submit

Don't have an account? [Register](#)

Step 7: You will be directed to the below page and please fill in as per below example.

Click, Detail and Apply



https://molina.imigrasi.go.id/web/visa-selection

1. Coral Docs Biosecurity Brunei Comoros East Africa Food - Suppliers Imported Indonesia Malaysia

MINISTRY OF LAW AND HUMAN RIGHTS  
DIRECTORATE GENERAL OF IMMIGRATION

# I am traveling on a passport from

AUSTRALIA

## The main purpose of my visit to Indonesia is

General, Family or Social

## The sub purpose of my visit to Indonesia is

Tourism, Family Visit, and Transit

## I want to explore & choose a visa

B1 - Tourism (Visa On Arrival)

## I am planning to stay

30 Days

### Type of Visa B1


A person who is a national of visa on arrival country/special entity who will be visiting Indonesia for recreational purposes.

Detail & Apply

Step 8: Complete your payment details and personal information


https://molina.imigrasi.go.id/front/application\_add/visa/step\_2

I. Coral Docs Biosecurity Brunei Comoros East Africa Food - Suppliers Imported Indonesia

 **MINISTRY OF LAW AND HUMAN RIGHTS**  
**DIRECTORATE GENERAL OF IMMIGRATION**

**Information!**  
Several form are auto fill from uploaded passport, please check again with real data on your passport

Upload Passport  Form Application




 **Visa Type Information**


Activity \* Tourism, Family Visit, and Transit

Visa Type \* Type of Visa B1

Length of Stay \* 30 DAY

Payment Types \*  CREDIT CARD

 **Personal Information**

Full name \*

Sex \*  MALE  FEMALE

Place of Birth \*

Date of Birth \*

Phone Number \*

 Document Information

Document Type \*

Passport

Document No. \*

[REDACTED]

Nationality \*

AUSTRALIA

Date of Issue \*

[REDACTED]

Date of Expiry \*

[REDACTED]

Issuing Country \*

AUSTRALIA

When you complete the **Address in Indonesia** section, please select **OTHERS** from the dropdown menu

Only type in: **Jl Pattimura, Kel. Masrum, Pulau Dullah Sel**

In the Post Code field, please type: **97611**

The rest of the fields in the Address section will auto populate

 Address in Indonesia

Residence Type \*

OTHERS

Address \*

JL. PATTIMURA, KEL. MASRUM, PULAU DULLAH SEL.

Postal Code \*

97611

Province

MALUKU

City

KAB. MALUKU TENGGARA

District

KEI KECIL

Village

OHOJANG WATDEK

Immigration Office

KANTOR IMIGRASI KELAS II TUAL