

How to Apply for your Indonesian eVOA (Electronic Visa on Arrival) for arrivals to Makassar - Sulawesi Circumnavigation & Makassar to Darwin voyages arriving by Charter flights and self-booked flights.

Flight Numbers to use for your E-VOA application:

03 APR 2024	GA 7210	DRW-UPG	1000 – 1100
03 APR 2024	GA 7310	UPG-DRW	1230 – 1630
23 APR 2024	GA 7210	DRW-UPG	0900 – 1000
23 APR 2024	GA 7310	UPG-DRW	1100 – 1500

The instructions below are for a Visa B1 which is ONLY for a 30 day stay. If you are intending to stay longer in Indonesia, you will need to select Tourism Single Entry Visitor Visa – 60 days

Please note this is a Sample only.

Step 1 – Go to <https://molina.imigrasi.go.id> and register your details (if you are a couple, please use separate email addresses).

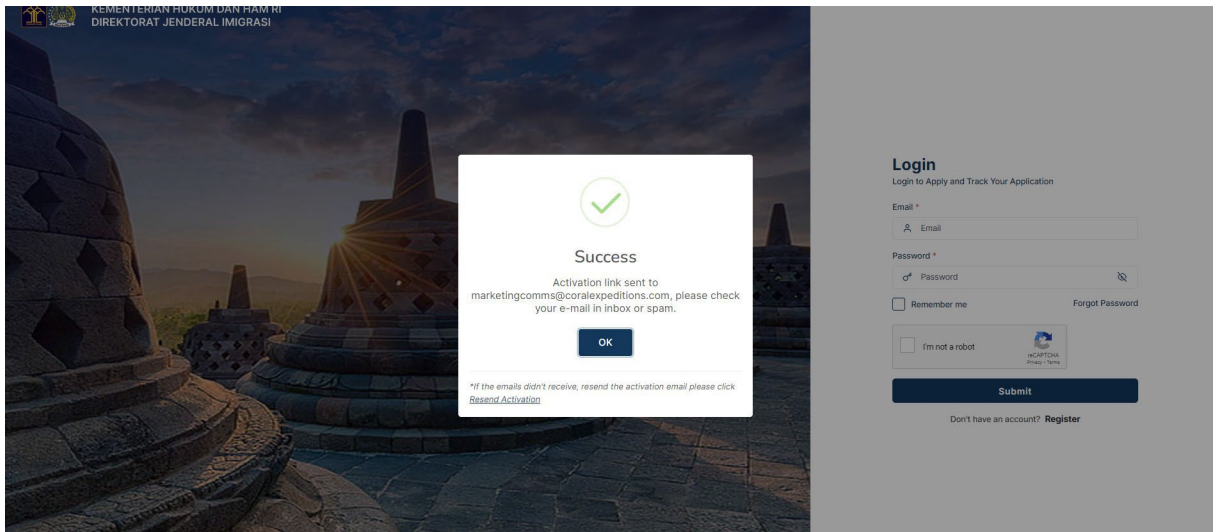
Step 2: Fill in your details as per example below

The screenshot shows the 'Register' page on the Indonesian immigration website. The page title is 'KEMENTERIAN HUKUM DAN HAM RI DIREKTORAT JENDERAL IMIGRASI'. The form is titled 'Register' and includes a note: 'Fill out the form to register an account. Please note that all account will be verified by the Directorate General of Immigration, Ministry of Law and Human Rights of The Republic of Indonesia.'

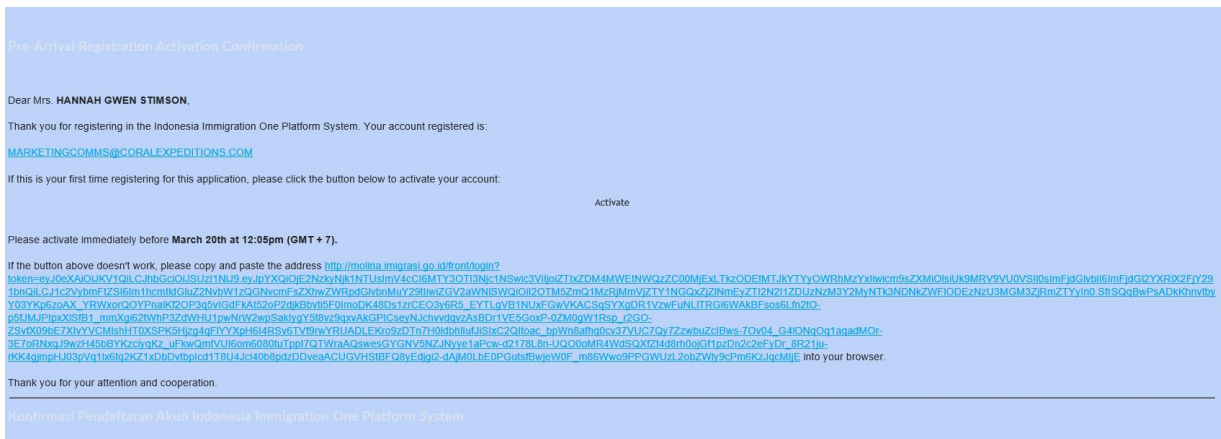
The form is divided into two main sections: 'Personal Information' and 'Passport Information'.
Personal Information:
- Full name: JANE SMITH
- Sex: FEMALE (selected)
- Place of Birth: SYDNEY
- Date of Birth: 22/12/1992
- Phone Number: +61 74048099048
- Photo: A placeholder image with an 'Upload' button.
Passport Information:
- Passport No.: P6831563
- Passport available: (checked)
- Nationality: AUSTRALIA
- Date of Issue: 29/11/2016
- Date of Expiry: 29/11/2026
- Issuing Office: AUSTRALIA
- Biography/Passport Page: A placeholder image with an 'Upload' button.

Step 3: Click submit and you will receive email confirmation – Please check spam or your inbox folder. You will receive email confirmation immediately.

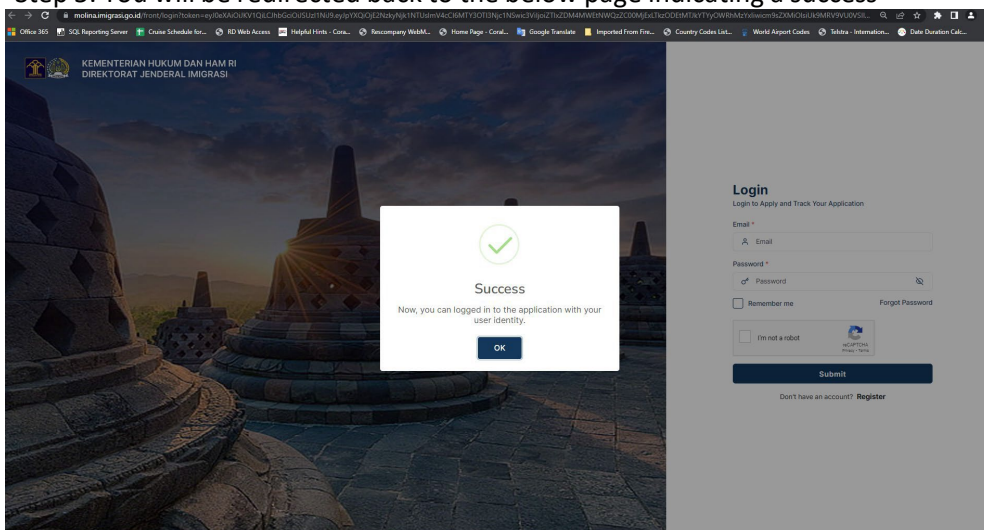
The screenshot shows the 'Account Information' section of the registration form. It includes the following fields:
- Email: marketingcomms@coralexpeditions.com (with a note 'Email available')
- Password: A masked field with a toggle icon.
- Confirm Password: A masked field with a toggle icon.
At the bottom, there are two buttons: 'Submit' and 'Back'.



Step 4: Open the email received and click “Activate”



Step 5: You will be redirected back to the below page indicating a success



Step 6: Please re-log in, Click on “I am not a Robot” and click submit.


KEMENTERIAN HUKUM DAN HAM RI
DIREKTORAT JENDERAL IMIGRASI

Login
Login to Apply and Track Your Application

Email *
marketingcomms@coratexpeditions.com

Password *
.....

Remember me [Forgot Password](#)

I'm not a robot 

Submit

Don't have an account? [Register](#)

Step 7: You will be directed to the below page and please fill in as per below example.

Click, Detail and Apply

https://molina.imigrasi.go.id/web/visa-selection

1. Coral Docs Biosecurity Brunei Comoros East Africa Food - Suppliers Imported Indonesia Malaysia

MINISTRY OF LAW AND HUMAN RIGHTS
DIRECTORATE GENERAL OF IMMIGRATION

I am traveling on a passport from

AUSTRALIA

The main purpose of my visit to Indonesia is

General, Family or Social

The sub purpose of my visit to Indonesia is

Tourism, Family Visit, and Transit

I want to explore & choose a visa

B1 - Tourism (Visa On Arrival)

I am planning to stay

30 Days

Type of Visa B1
A person who is a national of visa on arrival country/special entity who will be visiting Indonesia for recreational purposes.

Detail & Apply

Step 8: Complete your payment details and personal information

https://molina.imigrasi.go.id/front/application_add/visa/step_2

I. Coral Docs Biosecurity Brunei Comoros East Africa Food - Suppliers Imported Indonesia

MINISTRY OF LAW AND HUMAN RIGHTS
DIRECTORATE GENERAL OF IMMIGRATION

Information!
Several form are auto fill from uploaded passport, please check again with real data on your passport

Upload Passport Form Application

Visa Type Information

Activity * Tourism, Family Visit, and Transit

Visa Type * Type of Visa B1

Length of Stay * 30 DAY

Payment Types * CREDIT CARD
MasterCard VISA JCB

Personal Information

Full name * [Redacted]

Sex * MALE FEMALE

Place of Birth * [Redacted]

Date of Birth * [Redacted]

Phone Number * [Redacted]

When you complete the **Address in Indonesia** section, please select **OTHER** from the dropdown menu

Only type in Jl Soekarno No. 1 Makassar in the Address field.

In the Post Code field, please type: 90173

The rest of the fields in the Address section will auto populate

 Document Information

Document Type *

Passport

Document No. *

[REDACTED]

Nationality *

AUSTRALIA

Date of Issue *

[REDACTED]

Date of Expiry *

[REDACTED]

Issuing Country *

AUSTRALIA

 Address in Indonesia

Residence Type *

OTHERS

Address *

JL SOEKARNO NO. 1 MAKASSAR, 

Postal Code *

90173

Province

SULAWESI SELATAN

City

KOTA MAKASSAR

District

WAJO

Village

BUTUNG

Immigration Office

KANTOR IMIGRASI KLAS I MAKASAR